

Los indicadores con variación 0.0%, no tuvieron cambio en los valores respecto a la semana anterior.

viernes, 12 de junio de 2026

| Nombre/Fecha | TASAS DE REFERENCIA CLAVE | | | | |
|----------------------------|---------------------------|--------|---------|---------|--------|
| | 12-jun. | 1 mes | 3 meses | 6 meses | 1 año |
| Fondos Reserva Federal EUA | 3.750% | 3.750% | 3.750% | 3.750% | 4.500% |
| PRIME en EUA | 6.750% | 6.750% | 6.750% | 6.750% | 7.500% |
| Desempleo en EUA | 4.300% | 4.300% | 4.400% | 4.500% | 4.100% |
| EURIBOR A 30 Dias | 2.167% | 1.949% | 1.948% | 1.934% | 1.917% |
| EURIBOR A 90 Dias | 2.380% | 2.232% | 2.157% | 2.082% | 2.004% |
| EURIBOR A 360 Dias | 2.874% | 2.815% | 2.522% | 2.294% | 2.084% |
| SOFR O/N (Overnight) | 3.650% | 3.550% | 3.650% | 3.670% | 4.280% |
| SOFR 1M | 3.633% | 3.613% | 3.678% | 3.734% | 4.314% |
| SOFR 3M | 3.670% | 3.641% | 3.683% | 3.706% | 4.310% |
| SOFR 6M | 3.751% | 3.683% | 3.664% | 3.640% | 4.216% |
| SOFR 1Y | 3.914% | 3.786% | 3.623% | 3.486% | 4.003% |

Sin Cambio Aumento Reducción

Nota: La tasa LIBOR para 2025 no está disponible, ya que el LIBOR ha sido discontinuado. Desde finales de septiembre de 2024, no se han publicado nuevos tipos de interés LIBOR en dólares estadounidenses.

| BONOS DE TESORO EUA | | | |
|---------------------|------------|--------|--|
| Cierre | 12-jun. | | |
| Plazo | Tasa Rend. | Δ% | |
| 3 meses | 3.70 | -0.21% | |
| 6 meses | 3.79 | 0.15% | |
| 1 año | 3.84 | 0.16% | |
| 2 años | 4.08 | -1.59% | |
| 3 años | 4.13 | -1.65% | |
| 5 años | 4.21 | -1.44% | |
| 7 años | 4.34 | -1.32% | |
| 10 años | 4.48 | -1.13% | |
| 20 años | 4.97 | -0.89% | |
| 30 años | 4.97 | -0.59% | |

| MERCADOS DE VALORES | | |
|--------------------------|--------------|--------|
| Indice- País | 12-jun. | Δ% |
| DOW JONES INDUS- EUA | 51,202.26 | 0.66% |
| S&P 500- EUA | 7,431.46 | 0.65% |
| NASDAQ COMPX- EUA | 25,888.84 | 0.70% |
| EURO STOXX 50 - Eurozona | 6,187.63 | 2.07% |
| FTSE 100- Gran Bretaña | 10,471.72 | 1.00% |
| DAX- Alemania | 24,635.30 | -0.50% |
| CAC 40- Francia | 8,350.87 | -1.61% |
| IBEX35 - España | 18,764.40 | 2.29% |
| FTSE MIB - Italia | 51,497.21 | 3.22% |
| NIKKEI 225- Japón | 66,020.04 | -0.85% |
| HANG SENG-Hong Kong | 24,718.10 | -0.98% |
| SHANGHAI SE COMPX-China | 4,031.51 | 0.09% |
| MEXBOL- México | 67,954.55 | 2.74% |
| MERVAL- Argentina | 3,352,708.00 | 8.69% |
| BOVESPA- Brasil | 171,132.66 | 1.25% |
| IGPA- Chile | 55,100.30 | 5.72% |
| BNVCR- Costa Rica | 11,902.09 | 0.00% |
| BVPSI- Panamá | 697.79 | 0.34% |

| TASA CAMBIO (Valor de 1 USD en Otras Monedas) | | |
|--|-----------|--------|
| Monedas/Fecha | 12-jun. | Δ% |
| EURO- Unión Europea | 0.8644 | -0.40% |
| GBP- Gran Bretaña | 0.7459 | -0.48% |
| RUBLO- Rusia | N/A | 0.00% |
| FRANCO-Suiza | 0.7971 | 0.13% |
| DOLAR- Canadá | 1.3988 | 0.37% |
| YEN- Japón | 160.2400 | -0.03% |
| YUAN- China | 6.7627 | -0.38% |
| DOLAR- Hong Kong | 7.8355 | 0.02% |
| RUPIA- India | 95.1175 | 0.18% |
| PESO- México | 17.2288 | -1.41% |
| REAL-Brasil | 5.0589 | -2.12% |
| PESO- Argentina | 1429.2500 | -0.80% |
| PESO- Chile | 898.1000 | -1.70% |
| BOLIVAR F- Venezuela | N/A | 0.00% |
| GOURDE- Haití | 130.7230 | -0.01% |
| BALBOA- Panamá | 1.0000 | 0.00% |
| CORDOBA- Nicaragua | 36.7473 | 0.00% |
| COLON- El Salvador | 8.7500 | 0.00% |
| COLON- Costa Rica | 456.0000 | -0.84% |
| LEMPIRAS- Honduras | 26.6909 | 0.16% |
| QUETZAL - Guatemala | 7.6181 | -0.03% |



Indicadores Bancarios

| Prom. Mes Tasas Activas Nominales Bancos Múltiples Al 12 de Junio 2026 | | Δ% |
|---|--------|--------|
| 0-90 d | 12.29% | -0.76% |
| 91-180 d | 12.28% | 2.75% |
| 181-360 d | 10.97% | -9.51% |
| 361 d- 2 Años | 13.50% | -0.01% |
| 2 a 5 años | 15.87% | -4.17% |
| Más de 5 años | 14.03% | -0.14% |
| Prom. Pond. | 13.22% | -2.50% |

| Prom. Mes Tasas Pasivas Nominales Bancos Múltiples Al 12 de Junio 2026 | | Δ% |
|---|-------|---------|
| 0-30 d | 7.41% | 1.92% |
| 31-60 d | 8.62% | 2.66% |
| 61-90 d | 7.73% | -2.89% |
| 91-180 d | 7.38% | 0.77% |
| 181-360 d | 6.96% | -0.57% |
| 361 d- 2 Años | 5.71% | 3.16% |
| 2 a 5 años | 4.94% | 8.90% |
| Más de 5 años | 4.79% | -32.50% |
| Prom. Pond. | 7.40% | 0.85% |

| Tasas de Referencia Locales | | | |
|---|-------------------------|------------------------------|------------------------------|
| Nombre | Nivel | | |
| INTERBANCARIA | 8.53% | RDS\$13,583.8 MM | Acum. 12/06/2026 |
| Tasas de Interés Facilidades Permanentes 2026, (En % Anual) | | | |
| Tasas de Política | Overnight (contracción) | Repos a 1 día (expansión) | |
| 29-may.-26 | 5.25% | (-) 0.75 puntos porcentuales | (+) 0.50 puntos porcentuales |
| | | 4.50% | 5.75% |

Nota: A partir del 20 de diciembre de 2012, la Junta Monetaria autorizó las operaciones de Contracción y Expansión, dando inicio el 4 de febrero de 2013.

| Letras Banco Central Adjudicadas (al 10 de Junio 2026) | | | | |
|--|----------------------|-----------------|--------------------|--------------|
| ISN | Plazo al vencimiento | Precio de Corte | MM RD\$ | Rend. Prom. |
| DO1002262025 | 70 d | 98.62% | 35.00 | 7.20% |
| DO1002261225 | 112 d | 97.53% | 1000.00 | 8.06% |
| DO1002261928 | 308 d | | Declarada Desierta | |
| Total | | | 1,035.0 | 8.03% |

| FUTUROS DE MATERIAS PRIMAS | | |
|------------------------------|-----------|--------|
| Nombre | USD\$ | Δ% |
| ORO (Onza Troy) | 4,219.33 | -2.52% |
| PLATA (Onza Troy) | 68.02 | 0.28% |
| ALUMINIO (Tonelada Métrica) | 3,532.76 | -3.13% |
| COBRE (Tonelada Métrica) | 14,344.36 | 3.53% |
| CRUDO WTI (Barril) | 84.88 | -6.25% |
| CRUDO OPEP (Barril) | 91.68 | -8.89% |
| CRUDO BRENT (Barril) | 87.33 | -6.19% |
| GASOLINA FUTURO (Galón) | 3.05 | 0.13% |
| CACAO (Tonelada Métrica) | 3,868.00 | 0.73% |
| AZUCAR (Quintal Métrico) | 31.37 | -2.73% |
| CAFÉ (Quintal Métrico) | 558.65 | 4.67% |
| MAIZ (Quintal) | 17.35 | -1.29% |
| SOYA GRANEL (Quintal Métr.) | 41.54 | -0.48% |
| TRIGO CBT* (Quintal Métrico) | 21.86 | 2.72% |
| Niquel (Tonelada Métrica) | 17,614.40 | -4.06% |
| Platinio (Onza Troy) | 1,720.74 | -3.35% |

| Tasas de Cambio USD/RD\$ (Al 12 de Junio 2026) | | |
|--|---------|---------|
| | Compra | Venta |
| BANCOS COMERCIALES | 58.2994 | 59.0164 |
| AGENTES DE CAMBIO | 58.2985 | 59.0155 |

Emisiones Bolsa de Valores de Santo Domingo



Bolsa y Mercados de Valores de la República Dominicana

Resumen General de Mercado Bursátil

| Operaciones del Día 12 de Junio de 2026 | | | | |
|--|----------------------|-----------------------|--------------------------|--------------------------|
| Mercado | Transado USD | USD Equivalente DOP | Transado DOP | Total Transado DOP |
| Mercado de Renta Fija | 1,368,177.33 | 81,375,083.06 | 10,117,698,282.07 | 10,199,073,365.13 |
| Mdo. Secundario RF | 1,368,177.33 | 81,375,083.06 | 10,117,698,282.07 | 10,199,073,365.13 |
| Mercado de Renta Variable | 11,851,325.41 | 675,142,781.41 | 374,659,935.80 | 1,049,802,717.21 |
| Mdo. Secundario RSRV | 0.00 | 0.00 | 374,509,718.04 | 374,509,718.04 |
| Mdo. Secundario RV | 11,851,325.41 | 675,142,781.41 | 0.00 | 675,142,781.41 |
| Total Día | 12,719,502.74 | 756,517,864.47 | 10,492,358,217.87 | 11,248,876,082.34 |

| Acumulado de la Semana 12 de Junio de 2026 al 14 de Junio de 2026 | | | | |
|--|-----------------------|-------------------------|--------------------------|--------------------------|
| Mercado | Transado USD | USD Equivalente DOP | Transado DOP | Total Transado DOP |
| Mercado de Renta Fija | 92,725,304.95 | 5,468,620,129.41 | 44,769,215,503.76 | 50,237,835,633.17 |
| Mdo. Secundario RF | 92,725,304.95 | 5,468,620,129.41 | 44,739,420,975.40 | 48,208,041,104.81 |
| Mdo. Primario RF | 0.00 | 0.00 | 2,029,794,528.36 | 2,029,794,528.36 |
| Mercado de Renta Variable | 30,789,548.12 | 1,823,507,318.78 | 376,403,520.65 | 2,199,910,840.43 |
| Mdo. Secundario RV | 12,080,902.32 | 1,603,487,027.13 | 1,893,802.61 | 1,605,380,829.74 |
| Mdo. Secundario RSRV | 3,708,646.80 | 220,020,292.65 | 374,509,718.04 | 594,530,010.69 |
| Total Semana | 123,514,854.07 | 7,292,127,449.19 | 45,145,619,024.41 | 52,437,746,473.60 |

| Acumulado en el Mes Junio 2026 | | | | |
|-----------------------------------|-----------------------|--------------------------|--------------------------|---------------------------|
| Mercado | Transado USD | USD Equivalente DOP | Transado DOP | Total Transado DOP |
| Mercado de Renta Fija | 143,405,738.60 | 8,451,910,568.22 | 97,203,441,789.87 | 105,655,352,358.09 |
| Mdo. Secundario RF | 143,405,738.60 | 8,451,910,568.22 | 94,170,332,193.02 | 102,622,342,761.34 |
| Mdo. Primario RF | 0.00 | 0.00 | 3,033,109,596.85 | 3,033,109,596.85 |
| Mercado de Renta Variable | 30,895,932.56 | 1,829,752,544.45 | 378,304,469.99 | 2,208,057,014.44 |
| Mdo. Secundario RV | 27,187,285.76 | 1,609,732,251.80 | 3,794,751.95 | 1,613,527,003.75 |
| Mdo. Secundario RSRV | 3,708,646.80 | 220,020,292.65 | 374,509,718.04 | 594,530,010.69 |
| Total Mes | 174,301,671.16 | 10,281,663,112.67 | 97,581,746,259.86 | 107,863,409,372.53 |

| Acumulado en el Año 2026 | | | | |
|-----------------------------|-------------------------|---------------------------|---------------------------|---------------------------|
| Mercado | Transado USD | USD Equivalente DOP | Transado DOP | Total Transado DOP |
| Mercado de Renta Fija | 2,558,994,408.16 | 157,059,630,524.10 | 708,831,912,052.75 | 866,891,542,576.85 |
| Mdo. Secundario RF | 2,541,026,577.17 | 155,979,043,580.40 | 703,007,278,929.17 | 858,986,322,509.57 |
| Mdo. Primario RF | 17,967,830.99 | 1,080,586,943.70 | 5,824,633,123.58 | 6,905,220,067.28 |
| Mercado de Renta Variable | 923,814,538.31 | 56,684,566,979.99 | 26,958,502,861.03 | 83,643,069,841.02 |
| Mdo. Secundario RV | 680,270,695.22 | 41,619,439,932.42 | 11,944,066,717.77 | 53,563,503,651.19 |
| Mdo. Primario RV | 230,664,718.49 | 14,266,588,278.89 | 14,639,926,425.22 | 28,906,514,704.11 |
| Mdo. Secundario RSRV | 12,881,124.60 | 798,543,358.68 | 374,509,718.04 | 1,173,051,076.72 |
| Total Año | 3,482,810,946.47 | 211,744,197,095.09 | 735,790,414,913.78 | 849,534,612,008.72 |

Nota: RF - No Incluye Creadores de Mercado del Ministerio de Hacienda.

Renta Variable

Volumen Transado Mercado Primario

| Operaciones del Día 12 de Junio de 2026 | | | | |
|--|--------------|---------------------|--------------|--------------------|
| Instrumento | Transado USD | USD Equivalente DOP | Transado DOP | Total Transado DOP |
| Chó Transados | 0.00 | 0.00 | 0.00 | 0.00 |
| Total Día | 0.00 | 0.00 | 0.00 | 0.00 |

| Acumulado de la Semana 12 de Junio de 2026 al 14 de Junio de 2026 | | | | |
|--|--------------|---------------------|--------------|--------------------|
| Instrumento | Transado USD | USD Equivalente DOP | Transado DOP | Total Transado DOP |
| Chó Transados | 0.00 | 0.00 | 0.00 | 0.00 |
| Total Semana | 0.00 | 0.00 | 0.00 | 0.00 |

| Acumulado en el Mes Junio 2026 | | | | |
|-----------------------------------|--------------|---------------------|--------------|--------------------|
| Instrumento | Transado USD | USD Equivalente DOP | Transado DOP | Total Transado DOP |
| Chó Transados | 0.00 | 0.00 | 0.00 | 0.00 |
| Total Mes | 0.00 | 0.00 | 0.00 | 0.00 |

| Acumulado en el Año 2026 | | | | |
|-----------------------------|-----------------------|--------------------------|--------------------------|--------------------------|
| Instrumento | Transado USD | USD Equivalente DOP | Transado DOP | Total Transado DOP |
| Cuotas de Participación | 230,664,718.49 | 14,266,588,278.89 | 9,408,926,425.22 | 23,675,484,704.11 |
| Valor de Fideicomiso | 0.00 | 0.00 | 5,231,020,000.00 | 5,231,020,000.00 |
| Total Año | 230,664,718.49 | 14,266,588,278.89 | 14,639,926,425.22 | 28,906,514,704.11 |

Renta Variable

Volumen Transado Mercado Secundario

| Operaciones del Día 12 de Junio de 2026 | | | | |
|--|----------------------|-----------------------|-------------------|-----------------------|
| Instrumento | Transado USD | USD Equivalente DOP | Transado DOP | Total Transado DOP |
| Acciones | 0.00 | 0.00 | 62,722.00 | 62,722.00 |
| Cuotas de Participación | 16,667,925.41 | 634,496,199.61 | 0.00 | 634,496,199.61 |
| Valor de Fideicomiso | 683,400.00 | 40,646,581.80 | 87,495.76 | 40,734,077.56 |
| Total Día | 17,351,425.41 | 675,142,781.41 | 150,217.76 | 675,293,059.17 |

| Acumulado de la Semana 12 de Junio de 2026 al 14 de Junio de 2026 | | | | |
|--|----------------------|-------------------------|---------------------|-------------------------|
| Instrumento | Transado USD | USD Equivalente DOP | Transado DOP | Total Transado DOP |
| Acciones | 0.00 | 0.00 | 1,473,302.00 | 1,473,302.00 |
| Cuotas de Participación | 26,397,502.32 | 1,569,840,445.33 | 15,500.00 | 1,569,855,945.33 |
| Valor de Fideicomiso | 683,400.00 | 40,646,581.80 | 405,000.00 | 41,051,581.80 |
| Total Semana | 27,080,902.32 | 1,609,527,027.13 | 1,893,802.61 | 1,609,380,829.74 |

| Acumulado en el Mes Junio 2026 | | | | |
|-----------------------------------|----------------------|-------------------------|---------------------|-------------------------|
| Instrumento | Transado USD | USD Equivalente DOP | Transado DOP | Total Transado DOP |
| Acciones | 0.00 | 0.00 | 1,849,690.50 | 1,849,690.50 |
| Cuotas de Participación | 26,503,885.74 | 1,569,085,670.00 | 15,500.00 | 1,569,101,170.00 |
| Valor de Fideicomiso | 683,400.00 | 40,646,581.80 | 929,561.80 | 41,576,143.30 |
| Total Mes | 27,187,285.74 | 1,609,732,251.80 | 1,893,802.61 | 1,613,527,003.75 |

| Acumulado en el Año 2026 | | | | |
|-----------------------------|-----------------------|--------------------------|--------------------------|--------------------------|
| Instrumento | Transado USD | USD Equivalente DOP | Transado DOP | Total Transado DOP |
| Acciones | 0.00 | 0.00 | 72,366,912.98 | 72,366,912.98 |
| Cuotas de Participación | 674,262,895.22 | 41,350,183,479.93 | 7,816,988,135.33 | 49,067,171,606.25 |
| Valor de Fideicomiso | 6,007,800.00 | 369,253,453.49 | 4,063,711,679.47 | 4,427,965,132.96 |
| Total Año | 680,270,695.22 | 41,619,439,932.42 | 11,944,066,717.77 | 53,563,503,651.19 |

Renta Fija

Lista de las Operaciones Mercado Secundario

| Número Operación | Rueda | Cód. Local | Cód. ISIN | Cód. Emisor | Fecha Venc. | Tasa Cte/An | Mon. Unit. | Valor Negociado | Precio | Valor Transado | Real. Cte/1 | Món. DOP | Equiv en DOP | Fecha Liq. | Días Venc. |
|------------------|-------|------------|------------|-------------|-------------|-------------|------------|-----------------|-----------|----------------|-------------|--------------|--------------|------------|------------|
| 20060100161610 | MSRF | BC18501 | DO00000004 | INGEST | 30/09/2031 | 04 | 8.00 | 80,000.00 | 80.000000 | 64,000.00 | 64.000000 | 5,120,000.00 | 5,120,000.00 | 06/06/2026 | 802 |
| 20060100161610 | MSRF | BC18501 | DO00000004 | INGEST | 30/09/2031 | 04 | 8.00 | 80,000.00 | 80.000000 | 64,000.00 | 64.000000 | 5,120,000.00 | 5,120,000.00 | 06/06/2026 | 802 |
| 20060100200000 | MSRF | BC18501 | DO00000004 | INGEST | 30/09/2031 | 04 | 8.00 | 80,000.00 | 80.000000 | 64,000.00 | 64.000000 | 5,120,000.00 | 5,120,000.00 | 06/06/2026 | 802 |
| 20060100200000 | MSRF | BC18501 | DO00000004 | INGEST | 30/09/2031 | 04 | 8.00 | 80,000.00 | 80.000000 | 64,000.00 | 64.000000 | 5,120,000.00 | 5,120,000.00 | 06/06/2026 | 802 |
| 20060100200000 | MSRF | BC18501 | DO00000004 | INGEST | 30/09/2031 | 04 | 8.00 | 80,000.00 | 80.000000 | 64,000.00 | 64.000000 | 5,120,000.00 | 5,120,000.00 | 06/06/2026 | 802 |
| 20060100200000 | MSRF | BC18501 | DO00000004 | INGEST | 30/09/2031 | 04 | 8.00 | 80,000.00 | 80.000000 | 64,000.00 | 64.000000 | 5,120,000.00 | 5,120,000.00 | 06/06/2026 | 802 |
| 20060100200000 | MSRF | BC18501 | DO00000004 | INGEST | 30/09/2031 | 04 | 8.00 | 80,000.00 | 80.000000 | 64,000.00 | 64.000000 | 5,120,000.00 | 5,120,000.00 | 06/06/2026 | 802 |
| 20060100200000 | MSRF | BC18501 | DO00000004 | INGEST | 30/09/2031 | 04 | 8.00 | 80,000.00 | 80.000000 | 64,000.00 | 64.000000 | 5,120,000.00 | 5,120,000.00 | 06/06/2026 | 802 |
| 20060100200000 | MSRF | BC18501 | DO00000004 | INGEST | 30/09/2031 | 04 | 8.00 | 80,000.00 | 80.000000 | 64,000.00 | 64.000000 | 5,120,000.00 | 5,120,000.00 | 06/06/2026 | 802 |
| 20060100200000 | MSRF | BC18501 | DO00000004 | INGEST | 30/09/2031 | 04 | 8.00 | 80,000.00 | 80.000000 | 64,000.00 | 64.000000 | 5,120,000.00 | 5,120,000.00 | 06/06/2026 | 802 |
| 20060100200000 | MSRF | BC18501 | DO00000004 | INGEST | 30/09/2031 | 04 | 8.00 | 80,000.00 | 80.000000 | 64,000.00 | 64.000000 | 5,120,000.00 | 5,120,000.00 | 06/06/2026 | 802 |
| 20060100200000 | MSRF | BC18501 | DO00000004 | INGEST | 30/09/2031 | 04 | 8.00 | 80,000.00 | 80.000000 | 64,000.00 | 64.000000 | 5,120,000.00 | 5,120,000.00 | 06/06/2026 | 802 |
| 20060100200000 | MSRF | BC18501 | DO00000004 | INGEST | 30/09/2031 | 04 | 8.00 | 80,000.00 | 80.000000 | 64,000.00 | 64.000000 | 5,120,000.00 | 5,120,000.00 | 06/06/2026 | 802 |
| 20060100200000 | MSRF | BC18501 | DO00000004 | INGEST | 30/09/2031 | 04 | 8.00 | 80,000.00 | 80.000000 | 64,000.00 | 64.000000 | 5,120,000.00 | 5,120,000.00 | 06/06/2026 | 802 |
| 20060100200000 | MSRF | BC18501 | DO00000004 | INGEST | 30/09/2031 | 04 | 8.00 | 80,000.00 | 80.000000 | 64,000.00 | 64.000000 | 5,120,000.00 | 5,120,000.00 | 06/06/2026 | 802 |
| 20060100200000 | MSRF | BC18501 | DO00000004 | INGEST | 30/09/2031 | 04 | 8.00 | 80,000.00 | 80.000000 | 64,000.00 | 64.000000 | 5,120,000.00 | 5,120,000.00 | 06/06/2026 | 802 |
| 20060100200000 | MSRF | BC18501 | DO00000004 | INGEST | 30/09/2031 | 04 | 8.00 | 80,000.00 | 80.000000 | 64,000.00 | 64.000000 | 5,120,000.00 | 5,120,000.00 | 06/06/2026 | 802 |
| 20060100200000 | MSRF | BC18501 | DO00000004 | INGEST | 30/09/2031 | 04 | 8.00 | 80,000.00 | 80.000000 | 64,000.00 | 64.000000 | 5,120,000.00 | 5,120,000.00 | 06/06/2026 | 802 |
| 20060100200000 | MSRF | BC18501 | DO00000004 | INGEST | 30/09/2031 | 04 | 8.00 | 80,000.00 | 80.000000 | 64,000.00 | 64.000000 | 5,120,000.00 | 5,120,000.00 | 06/06/2026 | 802 |
| 20060100200000 | MSRF | BC18501 | DO00000004 | INGEST | 30/09/2031 | 04 | 8.00 | 80,000.00 | 80.000000 | 64,000.00 | 64.000000 | 5,120,000.00 | 5,120,000.00 | 06/06/2026 | 802 |
| 20060100200000 | MSRF | BC18501 | DO00000004 | INGEST | 30/09/2031 | 04 | 8.00 | 80,000.00 | 80.000000 | 64,000.00 | 64.000000 | 5,120,000.00 | 5,120,000.00 | 06/06/2026 | 802 |
| 20060100200000 | MSRF | BC18501 | DO00000004 | INGEST | 30/09/2031 | 04 | 8.00 | 80,000.00 | 80.000000 | 64,000.00 | 64.000000 | 5,120,000.00 | 5,120,000.00 | 06/06/2026 | 802 |
| 20060100200000 | MSRF | BC18501 | DO00000004 | INGEST | 30/09/2031 | 04 | 8.00 | | | | | | | | |

OFERTA BONOS DEUDA INTERNA DEL ESTADO DOMINICANO

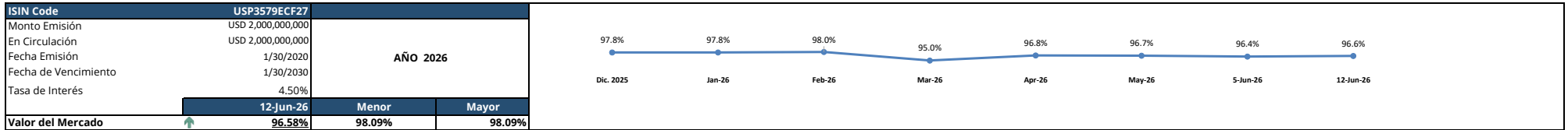
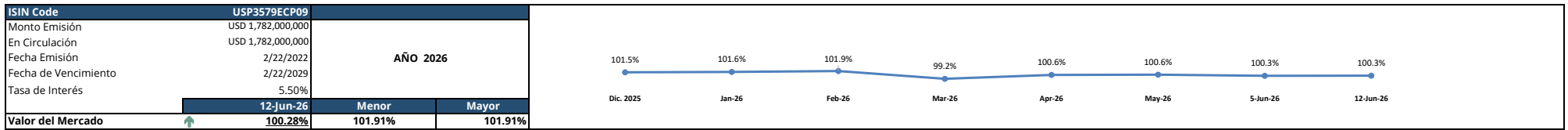
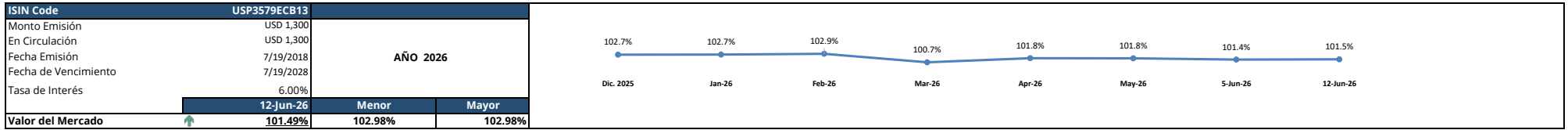
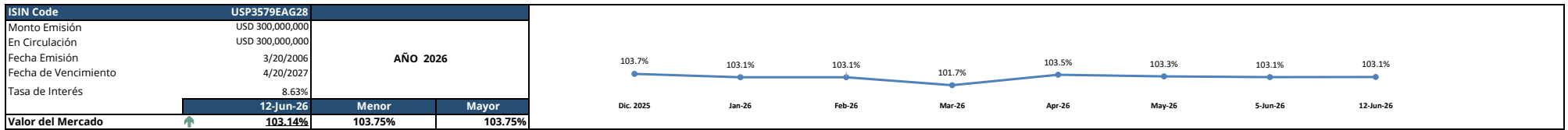
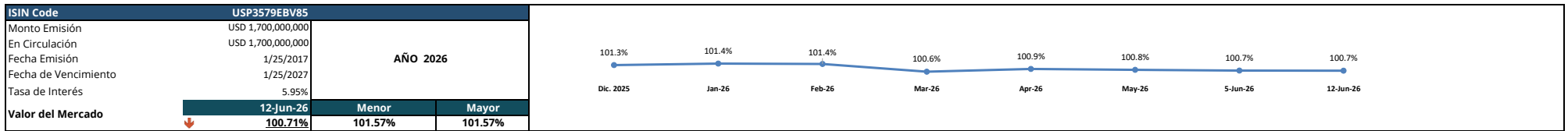
| Referencia Bono | Fecha de Emisión | Fecha de Vencimiento | Cupón | Moneda | Monto Autorizado | Monto Colocado | Reembolsado | Monto en Circulación | |
|-------------------------------|------------------|----------------------|------------|--------|------------------|----------------|-------------|----------------------|--|
| | | | | | | | | 30-abr-2026 | |
| TOTAL EN RD\$ | | | | | 506,497.70 | 153,970.22 | 63,466.24 | 90,503.98 | |
| Total USD | | | | | 8,500.28 | 2,584.00 | 1,065.12 | 1,518.88 | |
| 2012-14-0003 (Ley No. 175-12) | 31-jul.-2012 | 31-jul.-2023 | Fija 7% | USD | 500.00 | 500.00 | 500.00 | - | |
| MH-USD2027 (Ley 687-16) | 15-dic.-2016 | 5-mar.-2027 | Fija 6% | USD | 100.00 | 95.00 | - | 95.00 | |
| MH-USD2026 (Ley No. 493-19) | 27-dic.-2019 | 27-dic.-2026 | Fija 6.65% | USD | 600.00 | 600.00 | 565.12 | 34.88 | |
| MH-USD2029 (Ley No. 512-19) | 26-jun.-2020 | 26-jun.-2029 | Fija 6.95% | USD | 489.00 | 489.00 | - | 489.00 | |
| MH-USD2040 (Ley No. 512-19)* | 24-jul.-2020 | 24-jul.-2040 | Fija 6.75% | USD | 6,811.28 | 900.00 | - | 900.00 | |

*Monto autorizado se convierte con el tipo de cambio de la ley general de presupuesto del Estado (Ley No.506-19) y su modificación a la ley de valores de deuda pública (Ley No. 68-20).

Fuente: Dirección General de Crédito Público.

Bonos Internos Plan de Recapitalización del Banco Central (Ley No. 167-07)
 Bonos Internos Subastas Ministerio de Hacienda durante 2010 (Ley No. 366-09)
 Bonos Internos Subastas Ministerio de Hacienda durante 2012 (Ley No. 361-11)
 Bonos Internos Subastas Ministerio de Hacienda durante 2013 (Ley No. 58-13)
 Bonos Internos Subastas Ministerio de Hacienda durante 2014 (Ley No. 152-14)
 Bonos Internos Subastas Ministerio de Hacienda durante 2015 (Ley No. 548-14)
 Bonos Internos Subastas Ministerio de Hacienda durante 2016 (Ley No. 331-15)
 Bonos Internos Subastas Ministerio de Hacienda durante 2017 (Ley No. 693-16)
 Bonos Internos Subastas Ministerio de Hacienda durante 2018 (Ley No. 248-17)
 Bonos Internos Subastas Ministerio de Hacienda durante 2019 (Ley No. 64-18)
 Bonos Internos Subastas Ministerio de Hacienda durante 2020 (Ley No. 512-19)
 Bonos Internos Subastas Ministerio de Hacienda durante 2021 (Ley No. 243-20)
 Bonos Internos Subastas Ministerio de Hacienda durante 2022 (Ley No. 348-21)
 Bonos Internos Subastas Ministerio de Hacienda durante 2023 (Ley No. 01-23)

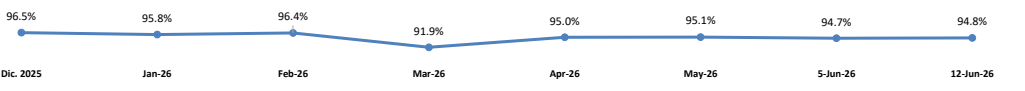
Relación de Bonos Externos Emitidos / Canjeados por el Sector Público en Circulación.



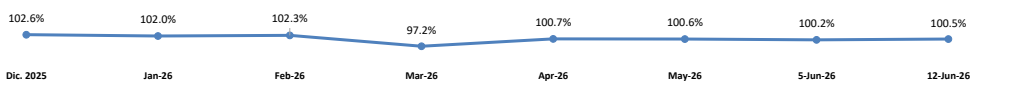
| | | | |
|--------------------------|---------------------|-----------------|----------------|
| ISIN Code | USP3579ECR64 | | |
| Monto Emisión | USD 1,200,000,000 | | |
| En Circulación | USD 1,200,000,000 | | |
| Fecha Emisión | 2/3/2023 | AÑO 2026 | |
| Fecha de Vencimiento | 2/3/2031 | | |
| Tasa de Interés | 7.05% | | |
| | 12-Jun-26 | Menor | Mayor |
| Valor del Mercado | 105.32% | 107.66% | 107.66% |



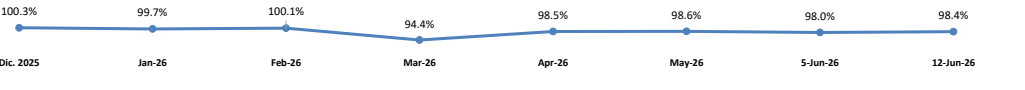
| | | | |
|--------------------------|---------------------|-----------------|---------------|
| ISIN Code | USP3579ECH82 | | |
| Monto Emisión | USD 3,066,000,000 | | |
| En Circulación | USD 3,066,000,000 | | |
| Fecha Emisión | 9/23/2020 | AÑO 2026 | |
| Fecha de Vencimiento | 9/23/2032 | | |
| Tasa de Interés | 4.88% | | |
| | 12-Jun-26 | Menor | Mayor |
| Valor del Mercado | 94.82% | 96.55% | 96.55% |



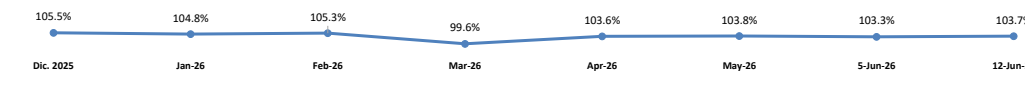
| | | | |
|--------------------------|---------------------|-----------------|----------------|
| ISIN Code | USP3579ECN50 | | |
| Monto Emisión | USD 1,782,000,000 | | |
| En Circulación | USD 1,782,000,000 | | |
| Fecha Emisión | 2/22/2022 | AÑO 2026 | |
| Fecha de Vencimiento | 2/22/2033 | | |
| Tasa de Interés | 6.00% | | |
| | 12-Jun-26 | Menor | Mayor |
| Valor del Mercado | 100.55% | 102.72% | 102.72% |



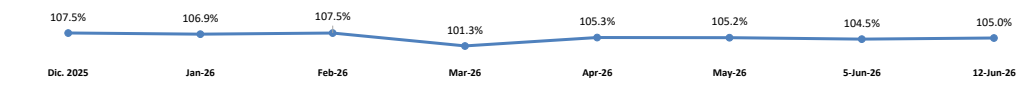
| | | | |
|--------------------------|---------------------|-----------------|----------------|
| ISIN Code | USP3579ECZ80 | | |
| Monto Emisión | USD 1,600,000,000 | | |
| En Circulación | USD 1,600,000,000 | | |
| Fecha Emisión | 10/28/2025 | AÑO 2026 | |
| Fecha de Vencimiento | 10/28/2035 | | |
| Tasa de Interés | 5.88% | | |
| | 12-Jun-26 | Menor | Mayor |
| Valor del Mercado | 98.42% | 100.46% | 100.46% |




| | | | |
|--------------------------|---------------------|-----------------|----------------|
| ISIN Code | USP3579ECU93 | | |
| Monto Emisión | USD 750,000,000 | | |
| En Circulación | USD 750,000,000 | | |
| Fecha Emisión | 7/1/2024 | AÑO 2026 | |
| Fecha de Vencimiento | 6/1/2036 | | |
| Tasa de Interés | 6.60% | | |
| | 12-Jun-26 | Menor | Mayor |
| Valor del Mercado | 103.71% | 105.61% | 105.61% |



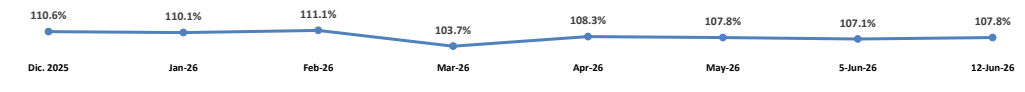
| | | | |
|--------------------------|---------------------|-----------------|----------------|
| ISIN Code | USP3579ECW59 | | |
| Monto Emisión | USD 2,000,000,000 | | |
| En Circulación | USD 2,000,000,000 | | |
| Fecha Emisión | 2/24/2025 | AÑO 2026 | |
| Fecha de Vencimiento | 3/15/2037 | | |
| Tasa de Interés | 6.95% | | |
| | 12-Jun-26 | Menor | Mayor |
| Valor del Mercado | 105.05% | 107.68% | 107.68% |



| | | | |
|--------------------------|---------------------|-----------------|---------------|
| ISIN Code | USP3579ECJ49 | | |
| Monto Emisión | USD 1,500,000,000 | | |
| En Circulación | USD 1,500,000,000 | | |
| Fecha Emisión | 1/21/2021 | AÑO 2026 | |
| Fecha de Vencimiento | 1/21/2041 | | |
| Tasa de Interés | 5.30% | | |
| | 12-Jun-26 | Menor | Mayor |
| Valor del Mercado | 89.25% | 91.61% | 91.61% |



| | | | |
|--------------------------|---------------------|-----------------|----------------|
| ISIN Code | USP3579EAY34 | | |
| Monto Emisión | USD 1,500,000,000 | | |
| En Circulación | USD 1,500,000,000 | | |
| Fecha Emisión | 4/30/2014 | AÑO 2026 | |
| Fecha de Vencimiento | 4/30/2044 | | |
| Tasa de Interés | 7.45% | | |
| | 12-Jun-26 | Menor | Mayor |
| Valor del Mercado | 107.78% | 111.12% | 111.12% |



| | | | |
|-------------------------------|-------------------|-----------------|----------------|
| ISIN Code USP3579EBE60 | | | |
| Monto Emisión | USD 2,000,000,000 | AÑO 2026 | |
| En Circulación | USD 2,000,000,000 | | |
| Fecha Emisión | 1/27/2015 | | |
| Fecha de Vencimiento | 1/27/2045 | | |
| Tasa de Interés | 6.85% | | |
| | 12-Jun-26 | Menor | Mayor |
| Valor del Mercado | ↑ 101.77% | 104.80% | 104.80% |



| | | | |
|-------------------------------|-------------------|-----------------|----------------|
| ISIN Code USP3579EBY25 | | | |
| Monto Emisión | USD 1,000,000,000 | AÑO 2026 | |
| En Circulación | USD 1,000,000,000 | | |
| Fecha Emisión | 2/15/2018 | | |
| Fecha de Vencimiento | 2/15/2048 | | |
| Tasa de Interés | 6.50% | | |
| | 12-Jun-26 | Menor | Mayor |
| Valor del Mercado | ↑ 98.34% | 101.04% | 101.04% |



| | | | |
|-------------------------------|-------------------|-----------------|----------------|
| ISIN Code USP3579ECE51 | | | |
| Monto Emisión | USD 1,500,000,000 | AÑO 2026 | |
| En Circulación | USD 1,500,000,000 | | |
| Fecha Emisión | 6/5/2019 | | |
| Fecha de Vencimiento | 6/5/2049 | | |
| Tasa de Interés | 6.40% | | |
| | 12-Jun-26 | Menor | Mayor |
| Valor del Mercado | ↑ 96.87% | 100.33% | 100.33% |



| | | | |
|-------------------------------|-------------------|-----------------|----------------|
| ISIN Code USP3579ECX33 | | | |
| Monto Emisión | USD 1,000,000,000 | AÑO 2026 | |
| En Circulación | USD 1,000,000,000 | | |
| Fecha Emisión | 2/24/2025 | | |
| Fecha de Vencimiento | 2/24/2055 | | |
| Tasa de Interés | 7.15% | | |
| | 12-Jun-26 | Menor | Mayor |
| Valor del Mercado | ↑ 105.55% | 108.51% | 108.51% |



| | | | |
|-------------------------------|-------------------|-----------------|---------------|
| ISIN Code USP3579ECG00 | | | |
| Monto Emisión | USD 3,200,000,000 | AÑO 2026 | |
| En Circulación | USD 3,200,000,000 | | |
| Fecha Emisión | 1/30/2020 | | |
| Fecha de Vencimiento | 1/30/2060 | | |
| Tasa de Interés | 5.88% | | |
| | 12-Jun-26 | Menor | Mayor |
| Valor del Mercado | ↑ 87.80% | 90.38% | 90.38% |



| | | | |
|-------------------------------|--------------------|-----------------|----------------|
| ISIN Code USP3579ECQ81 | | | |
| Monto Emisión | DOP 62,282,850,000 | AÑO 2026 | |
| En Circulación | DOP 62,282,850,000 | | |
| Fecha Emisión | 2/3/2023 | | |
| Fecha de Vencimiento | 2/3/2033 | | |
| Tasa de Interés | 13.63% | | |
| | 12-Jun-26 | Menor | Mayor |
| Valor del Mercado | ↓ 117.83% | 123.96% | 123.96% |



| | | | |
|-------------------------------|--------------------|-----------------|----------------|
| ISIN Code USP3579EC548 | | | |
| Monto Emisión | DOP 71,000,000,000 | AÑO 2026 | |
| En Circulación | DOP 71,000,000,000 | | |
| Fecha Emisión | 9/15/2023 | | |
| Fecha de Vencimiento | 9/15/2035 | | |
| Tasa de Interés | 11.25% | | |
| | 12-Jun-26 | Menor | Mayor |
| Valor del Mercado | ↑ 107.98% | 115.01% | 115.01% |



| | | | |
|--------------------------|---------------------|-----------------|----------------|
| ISIN Code | USP3579ECV76 | | |
| Monto Emisión | DOP 105,000,000,000 | AÑO 2026 | |
| En Circulación | DOP 105,000,000,000 | | |
| Fecha Emisión | 7/1/2024 | | |
| Fecha de Vencimiento | 6/1/2036 | | |
| Tasa de Interés | 10.75% | | |
| | 12-Jun-26 | Menor | Mayor |
| Valor del Mercado | 105.24% | 112.58% | 112.58% |



| | | | |
|--------------------------|---------------------|-----------------|----------------|
| ISIN Code | USP3579ECY16 | | |
| Monto Emisión | DOP 125,000,000,000 | AÑO 2026 | |
| En Circulación | DOP 125,000,000,000 | | |
| Fecha Emisión | 2/24/2025 | | |
| Fecha de Vencimiento | 3/15/2037 | | |
| Tasa de Interés | 10.50% | | |
| | 12-Jun-26 | Menor | Mayor |
| Valor del Mercado | 103.86% | 111.18% | 111.18% |



FUENTES: [Bloomberg Professional Service](#), <http://bancentral.gov.do/>, <https://www.creditopublico.gob.do/emisiones/inter>, <https://boletines.bvrd.com.do/>
 eral: Todas las variaciones son semanales.