

Los indicadores con variación 0.0%, no tuvieron cambio en los valores respecto a la semana anterior.

viernes, 22 de mayo de 2026

| Nombre/Fecha               | TASAS DE REFERENCIA CLAVE |        |         |         |        |
|----------------------------|---------------------------|--------|---------|---------|--------|
|                            | 22-may.                   | 1 mes  | 3 meses | 6 meses | 1 año  |
| Fondos Reserva Federal EUA | 3.750%                    | 3.750% | 3.750%  | 4.000%  | 4.500% |
| PRIME en EUA               | 6.750%                    | 6.750% | 6.750%  | 7.000%  | 7.500% |
| Desempleo en EUA           | 4.300%                    | 4.300% | 4.300%  | 4.400%  | 4.300% |
| EURIBOR A 30 Dias          | 1.953%                    | 1.968% | 1.942%  | 1.926%  | 2.089% |
| EURIBOR A 90 Dias          | 2.204%                    | 2.163% | 2.024%  | 2.047%  | 2.040% |
| EURIBOR A 360 Dias         | 2.780%                    | 2.735% | 2.205%  | 2.220%  | 2.096% |
| SOFR O/N (Overnight)       | 3.550%                    | 3.660% | 3.660%  | 3.930%  | 4.260% |
| SOFR 1M                    | 3.608%                    | 3.658% | 3.673%  | 3.954%  | 4.329% |
| SOFR 3M                    | 3.656%                    | 3.670% | 3.665%  | 3.879%  | 4.330% |
| SOFR 6M                    | 3.728%                    | 3.681% | 3.608%  | 3.775%  | 4.271% |
| SOFR 1Y                    | 3.876%                    | 3.700% | 3.448%  | 3.572%  | 4.068% |

Sin Cambio      Aumento      Reducción

Nota: La tasa LIBOR para 2025 no está disponible, ya que el LIBOR ha sido discontinuado. Desde finales de septiembre de 2024, no se han publicado nuevos tipos de interés LIBOR en dólares estadounidenses.

| BONOS DE TESORO EUA |            |        |
|---------------------|------------|--------|
| Cierre              | 22-may.    | Δ%     |
| Plazo               | Tasa Rend. |        |
| 3 meses             | 3.66       | -0.05% |
| 6 meses             | 3.75       | 0.58%  |
| 1 año               | 3.84       | 0.78%  |
| 2 años              | 4.12       | 1.29%  |
| 3 años              | 4.17       | 0.79%  |
| 5 años              | 4.26       | -0.01% |
| 7 años              | 4.40       | -0.53% |
| 10 años             | 4.56       | -0.78% |
| 20 años             | 5.07       | -1.15% |
| 30 años             | 5.06       | -1.01% |

| MERCADOS DE VALORES      |              |        |
|--------------------------|--------------|--------|
| Indice- País             | 22-may.      | Δ%     |
| DOW JONES INDUS- EUA     | 50,579.70    | 2.13%  |
| S&P 500- EUA             | 7,473.47     | 0.88%  |
| NASDAQ COMPX- EUA        | 26,343.97    | 0.45%  |
| EURO STOXX 50 - Eurozona | 6,019.48     | 3.29%  |
| FTSE 100- Gran Bretaña   | 10,466.26    | 2.66%  |
| DAX- Alemania            | 24,888.56    | 3.92%  |
| CAC 40- Francia          | 8,115.75     | 2.05%  |
| IBEX35 - España          | 17,985.30    | 2.06%  |
| FTSE MIB - Italia        | 49,510.97    | 0.80%  |
| NIKKEI 225- Japón        | 63,339.07    | 3.14%  |
| HANG SENG-Hong Kong      | 25,606.03    | -1.37% |
| SHANGHAI SE COMPX-China  | 4,112.90     | -0.54% |
| MEXBOL- México           | 68,333.47    | 0.53%  |
| MERVAL- Argentina        | 2,846,220.00 | 5.11%  |
| BOVESPA- Brasil          | 176,209.61   | -0.61% |
| IGPA- Chile              | 53,443.30    | 1.42%  |
| BNVCR- Costa Rica        | 11,902.33    | 0.00%  |
| BVPSI- Panamá            | 696.91       | 0.15%  |

| TASA CAMBIO (Valor de 1 USD en Otras Monedas) |           |        |
|---|-----------|--------|
| Monedas/Fecha                                 | 22-may.   | Δ%     |
| EURO- Unión Europea                           | 0.8618    | 0.19%  |
| GBP- Gran Bretaña                             | 0.7444    | -0.80% |
| RUBLO- Rusia                                  | N/A       | 0.00%  |
| FRANCO-Suiza                                  | 0.7848    | -0.27% |
| DOLAR- Canadá                                 | 1.3818    | 0.49%  |
| YEN- Japón                                    | 159.1800  | 0.28%  |
| YUAN- China                                   | 6.7963    | -0.24% |
| DOLAR- Hong Kong                              | 7.8354    | 0.06%  |
| RUPIA- India                                  | 95.7050   | -0.27% |
| PESO- México                                  | 17.3381   | 0.00%  |
| REAL-Brasil                                   | 5.0367    | -0.37% |
| PESO- Argentina                               | 1400.1862 | 0.38%  |
| PESO- Chile                                   | 900.6500  | -0.91% |
| BOLIVAR F- Venezuela                          | N/A       | 0.00%  |
| GOURDE- Haití                                 | 130.8569  | 0.03%  |
| BALBOA- Panamá                                | 1.0000    | 0.00%  |
| CORDOBA- Nicaragua                            | 36.8097   | 0.05%  |
| COLON- El Salvador                            | 8.7500    | 0.00%  |
| COLON- Costa Rica                             | 452.7300  | -0.21% |
| LEMPIRAS- Honduras                            | 26.6417   | 0.11%  |
| QUETZAL - Guatemala                           | 7.6203    | -0.01% |



## Indicadores Bancarios

| Prom. Mes Tasas Activas Nominales Bancos Múltiples Al 22 de Mayo 2026 |        | Δ%     |
|---|--------|--------|
| 0-90 d  | 11.73% | 1.51%  |
| 91-180 d  | 12.18% | 0.93%  |
| 181-360 d   | 11.34% | -8.19% |
| 361 d- 2 Años   | 13.54% | 2.58%  |
| 2 a 5 años  | 16.03% | 8.76%  |
| Más de 5 años   | 13.89% | 2.43%  |
| Prom. Pond.   | 13.53% | 3.03%  |

| Tasas de Referencia Locales                                 |                         |                              |                              |
|---|-------------------------|------------------------------|------------------------------|
| Nombre  | Nivel                   | Acum. 22/05/2026             |                              |
| INTERBANCARIA   | 8.65%                   | RD\$15,915.1 MM              |                              |
| Tasas de Interés Facilidades Permanentes 2026, (En % Anual) |                         |                              |                              |
| Tasas de Política   | Overnight (contracción) | Repos a 1 día (expansión)    |                              |
| 30-abr.-26  | 5.25%                   | (-) 0.75 puntos porcentuales | (+) 0.50 puntos porcentuales |
|   |                         | 4.50%                        | 5.75%                        |

Nota: A partir del 20 de diciembre de 2012, la Junta Monetaria autorizó las operaciones de Contracción y Expansión, dando inicio el 4 de febrero de 2013.

| Prom. Mes Tasas Pasivas Nominales Bancos Múltiples Al 22 de Mayo 2026 |       | Δ%     |
|---|-------|--------|
| 0-30 d  | 7.78% | 0.62%  |
| 31-60 d   | 7.20% | 2.82%  |
| 61-90 d   | 7.84% | -0.73% |
| 91-180 d  | 6.93% | 1.03%  |
| 181-360 d   | 6.22% | -0.93% |
| 361 d- 2 Años   | 6.86% | -4.47% |
| 2 a 5 años  | 5.24% | -0.78% |
| Más de 5 años   | 7.09% | 0.00%  |
| Prom. Pond.   | 7.22% | 0.59%  |

| Letras Banco Central Adjudicadas (al 20 de Mayo 2026) |                      |                 |                    |              |
|---|----------------------|-----------------|--------------------|--------------|
| ISN   | Plazo al vencimiento | Precio de Corte | MM RD\$            | Rend. Prom.  |
| DO1002262025  | 91 d                 | 98.14%          | 200.0              | 7.50%        |
| DO1002261225  | 133 d                | 97.06%          | 29.1               | 8.20%        |
| DO1002261928  | 322 d                |                 | Declarada Desierta |              |
| <b>Total</b>  |                      |                 | <b>229.1</b>       | <b>7.59%</b> |

| FUTUROS DE MATERIAS PRIMAS   |           |        |
|------------------------------|-----------|--------|
| Nombre                       | USD\$     | Δ%     |
| ORO (Onza Troy)              | 4,509.40  | -0.68% |
| PLATA (Onza Troy)            | 75.54     | -0.59% |
| ALUMINIO (Tonelada Métrica)  | 3,720.28  | 2.53%  |
| COBRE (Tonelada Métrica)     | 14,063.27 | 1.33%  |
| CRUDO WTI (Barril)           | 96.60     | -8.37% |
| CRUDO OPEP (Barril)          | 116.87    | 0.00%  |
| CRUDO BRENT (Barril)         | 103.54    | -5.24% |
| GASOLINA FUTURO (Galón)      | 3.45      | -6.70% |
| CACAO (Tonelada Métrica)     | 3,796.00  | -5.15% |
| AZUCAR (Quintal Métrico)     | 32.41     | -0.68% |
| CAFÉ (Quintal Métrico)       | 600.42    | 2.04%  |
| MAIZ (Quintal)               | 18.25     | 1.65%  |
| SOYA GRANEL (Quintal Métr.)  | 43.91     | 1.66%  |
| TRIGO CBT* (Quintal Métrico) | 23.72     | 1.65%  |
| Niquel (Tonelada Métrica)    | 18,718.63 | 2.26%  |
| Platinio (Onza Troy)         | 1,927.67  | -2.76% |

| Tasas de Cambio USD/RD\$ (Al 22 de Mayo 2026) |         |         |
|---|---------|---------|
|   | Compra  | Venta   |
| BANCOS COMERCIALES                            | 59.0218 | 59.6745 |
| AGENTES DE CAMBIO                             | 59.0210 | 59.6733 |



## Resumen General de Mercado Bursátil

22 de Mayo de 2026

| Operaciones del Día<br>22 de Mayo de 2026                          |                         |                           |                           |                           |
|--|-------------------------|---------------------------|---------------------------|---------------------------|
| Mercado  | Transado USD            | USD Equivalente DOP       | Transado DOP              | Total Transado DOP        |
| Mercado de Renta Fija  | 11,025,092.42           | 656,352,417.00            | 8,164,484,109.31          | 8,820,836,526.31          |
| Mdo. Secundario RF   | 11,025,092.42           | 656,352,417.00            | 8,164,484,109.31          | 8,820,836,526.31          |
| Mercado de Renta Variable  | 0.00                    | 0.00                      | 198,019.00                | 198,019.00                |
| Mdo. Secundario RV   | 0.00                    | 0.00                      | 198,019.00                | 198,019.00                |
| <b>Total Día</b>   | <b>11,025,092.42</b>    | <b>656,352,417.00</b>     | <b>8,164,682,128.31</b>   | <b>8,821,034,545.31</b>   |
| Acumulado de la Semana<br>22 de Mayo de 2026 al 24 de Mayo de 2026 |                         |                           |                           |                           |
| Mercado  | Transado USD            | USD Equivalente DOP       | Transado DOP              | Total Transado DOP        |
| Mercado de Renta Fija  | 39,800,913.42           | 2,364,275,365.04          | 77,257,721,034.39         | 79,621,996,399.43         |
| Mdo. Secundario RF   | 39,800,913.42           | 2,364,275,365.04          | 76,577,546,376.89         | 79,121,821,741.93         |
| Mdo. Primario RF   | 0.00                    | 0.00                      | 500,174,657.50            | 500,174,657.50            |
| Mercado de Renta Variable  | 11,979,081.87           | 714,107,002.17            | 372,475,609.10            | 1,086,582,611.27          |
| Mdo. Secundario RV   | 11,979,081.87           | 714,107,002.17            | 372,475,609.10            | 1,086,582,611.27          |
| <b>Total Semana</b>  | <b>51,779,995.29</b>    | <b>3,078,382,367.21</b>   | <b>77,630,196,643.49</b>  | <b>80,708,579,010.70</b>  |
| Acumulado en el Mes<br>Mayo 2026                                   |                         |                           |                           |                           |
| Mercado  | Transado USD            | USD Equivalente DOP       | Transado DOP              | Total Transado DOP        |
| Mercado de Renta Fija  | 132,418,756.55          | 7,899,366,715.76          | 176,980,460,764.09        | 184,879,827,479.85        |
| Mdo. Secundario RF   | 132,418,756.55          | 7,899,366,715.76          | 176,480,286,106.59        | 184,379,652,822.35        |
| Mdo. Primario RF   | 0.00                    | 0.00                      | 500,174,657.50            | 500,174,657.50            |
| Mercado de Renta Variable  | 79,433,704.48           | 4,742,675,336.92          | 2,122,536,589.87          | 6,865,211,926.48          |
| Mdo. Secundario RV   | 64,432,851.56           | 3,843,396,705.65          | 1,973,769,702.38          | 5,817,166,408.03          |
| Mdo. Primario RV   | 15,000,852.92           | 899,278,631.27            | 148,766,887.49            | 1,048,045,518.76          |
| <b>Total Mes</b>   | <b>211,852,461.03</b>   | <b>12,642,042,052.68</b>  | <b>179,102,997,353.96</b> | <b>191,745,039,406.64</b> |
| Acumulado en el Año<br>2026  |                         |                           |                           |                           |
| Mercado  | Transado USD            | USD Equivalente DOP       | Transado DOP              | Total Transado DOP        |
| Mercado de Renta Fija  | 2,342,677,871.34        | 144,300,000,301.16        | 567,408,342,160.74        | 711,708,342,461.90        |
| Mdo. Secundario RF   | 2,342,710,040.35        | 143,219,413,357.46        | 566,117,270,688.80        | 709,336,684,046.26        |
| Mdo. Primario RF   | 17,967,830.99           | 1,080,586,943.70          | 1,291,071,471.94          | 2,371,658,415.64          |
| Mercado de Renta Variable  | 871,251,560.64          | 53,565,375,298.31         | 24,815,662,045.04         | 78,381,037,343.35         |
| Mdo. Secundario RV   | 631,414,364.35          | 38,720,265,953.39         | 10,175,735,619.82         | 48,896,001,573.21         |
| Mdo. Primario RV   | 230,664,718.49          | 14,266,588,278.89         | 14,639,926,425.22         | 28,906,514,704.11         |
| Mdo. Secundario RSRV   | 9,172,477.80            | 578,521,066.03            | 0.00                      | 578,521,066.03            |
| <b>Total Año</b>   | <b>3,213,929,431.98</b> | <b>197,865,375,599.47</b> | <b>592,224,004,205.78</b> | <b>790,089,379,805.25</b> |

Nota: RF: No Incluye Creadores de Mercado del Ministerio de Hacienda.

## Renta Fija

Lista de las Operaciones Mercado Secundario

22 de Mayo de 2026

| Número Operación   | Rueda | Cod. Local | Cod. ISN     | Cod. Emisor | Fecha Venc. | Pte. C. | Tasa Cupon | Nom. Un. | Valor Negociado | Precio     | Valor Transado | Read/Equip. | Mo. Equiv en DOP | Fecha Lit. | Días Venc. |
|--------------------|-------|------------|--------------|-------------|-------------|---------|------------|----------|-----------------|------------|----------------|-------------|------------------|------------|------------|
| 2605220443181000   | M SFP | B5R02080   | DFP3579EC030 | SEH         | 20/01/2026  | 02      | 5.84       | 1000.00  | 8,000,000.00    | 87.462719  | 6,974,230.80   | 6.830       | 12,743,258.10    | 26/05/2026 | 5330       |
| 2605220443181000   | M SFP | C0V0400    | DFP000208205 | SEH         | 28/02/2024  | 02      | 5.84       | 1000.00  | 25,000,000.00   | 123.227819 | 3,145,823.07   | 6.050       | 3,145,823.07     | 26/05/2026 | 5008       |
| 260522050395181000 | M SFP | N030208    | DFP000208143 | BCHRD       | 30/11/2025  | 02      | 9.50       | 1000.00  | 9,700,000.00    | 97.822500  | 9,639,447.17   | 9.253       | 9,639,447.17     | 26/05/2026 | 5894       |
| 260522050395181000 | M SFP | N030208    | DFP000208143 | BCHRD       | 30/11/2025  | 02      | 9.50       | 1000.00  | 9,700,000.00    | 97.737070  | 9,539,250.00   | 9.252       | 9,539,250.00     | 26/05/2026 | 5333       |
| 260522102000181000 | M SFP | MH10041    | DFP000254108 | SEH         | 01/03/2024  | 02      | 5.00       | 1000.00  | 680,000,000.00  | 18.247932  | 800,005,937.60 | 9.000       | 800,005,937.60   | 22/05/2026 | 5406       |
| 260522102000181000 | M SFP | MH10041    | DFP000254108 | SEH         | 01/03/2024  | 02      | 5.00       | 1000.00  | 680,000,000.00  | 18.247932  | 800,005,937.60 | 9.000       | 800,005,937.60   | 22/05/2026 | 5406       |
| 260522102000181000 | M SFP | MH10041    | DFP000254108 | SEH         | 01/03/2024  | 02      | 5.00       | 1000.00  | 680,000,000.00  | 18.247932  | 800,005,937.60 | 9.000       | 800,005,937.60   | 22/05/2026 | 5406       |
| 260522102000181000 | M SFP | MH10041    | DFP000254108 | SEH         | 01/03/2024  | 02      | 5.00       | 1000.00  | 680,000,000.00  | 18.247932  | 800,005,937.60 | 9.000       | 800,005,937.60   | 22/05/2026 | 5406       |
| 260522102000181000 | M SFP | MH10041    | DFP000254108 | SEH         | 01/03/2024  | 02      | 5.00       | 1000.00  | 680,000,000.00  | 18.247932  | 800,005,937.60 | 9.000       | 800,005,937.60   | 22/05/2026 | 5406       |
| 260522102000181000 | M SFP | MH10041    | DFP000254108 | SEH         | 01/03/2024  | 02      | 5.00       | 1000.00  | 680,000,000.00  | 18.247932  | 800,005,937.60 | 9.000       | 800,005,937.60   | 22/05/2026 | 5406       |
| 260522102000181000 | M SFP | MH10041    | DFP000254108 | SEH         | 01/03/2024  | 02      | 5.00       | 1000.00  | 680,000,000.00  | 18.247932  | 800,005,937.60 | 9.000       | 800,005,937.60   | 22/05/2026 | 5406       |
| 260522102000181000 | M SFP | MH10041    | DFP000254108 | SEH         | 01/03/2024  | 02      | 5.00       | 1000.00  | 680,000,000.00  | 18.247932  | 800,005,937.60 | 9.000       | 800,005,937.60   | 22/05/2026 | 5406       |
| 260522102000181000 | M SFP | MH10041    | DFP000254108 | SEH         | 01/03/2024  | 02      | 5.00       | 1000.00  | 680,000,000.00  | 18.247932  | 800,005,937.60 | 9.000       | 800,005,937.60   | 22/05/2026 | 5406       |
| 260522102000181000 | M SFP | MH10041    | DFP000254108 | SEH         | 01/03/2024  | 02      | 5.00       | 1000.00  | 680,000,000.00  | 18.247932  | 800,005,937.60 | 9.000       | 800,005,937.60   | 22/05/2026 | 5406       |
| 260522102000181000 | M SFP | MH10041    | DFP000254108 | SEH         | 01/03/2024  | 02      | 5.00       | 1000.00  | 680,000,000.00  | 18.247932  | 800,005,937.60 | 9.000       | 800,005,937.60   | 22/05/2026 | 5406       |
| 260522102000181000 | M SFP | MH10041    | DFP000254108 | SEH         | 01/03/2024  | 02      | 5.00       | 1000.00  | 680,000,000.00  | 18.247932  | 800,005,937.60 | 9.000       | 800,005,937.60   | 22/05/2026 | 5406       |
| 260522102000181000 | M SFP | MH10041    | DFP000254108 | SEH         | 01/03/2024  | 02      | 5.00       | 1000.00  | 680,000,000.00  | 18.247932  | 800,005,937.60 | 9.000       | 800,005,937.60   | 22/05/2026 | 5406       |
| 260522102000181000 | M SFP | MH10041    | DFP000254108 | SEH         | 01/03/2024  | 02      | 5.00       | 1000.00  | 680,000,000.00  | 18.247932  | 800,005,937.60 | 9.000       | 800,005,937.60   | 22/05/2026 | 5406       |
| 260522102000181000 | M SFP | MH10041    | DFP000254108 | SEH         | 01/03/2024  | 02      | 5.00       | 1000.00  | 680,000,000.00  | 18.247932  | 800,005,937.60 | 9.000       | 800,005,937.60   | 22/05/2026 | 5406       |
| 260522102000181000 | M SFP | MH10041    | DFP000254108 | SEH         | 01/03/2024  | 02      | 5.00       | 1000.00  | 680,000,000.00  | 18.247932  | 800,005,937.60 | 9.000       | 800,005,937.60   | 22/05/2026 | 5406       |
| 260522102000181000 | M SFP | MH10041    | DFP000254108 | SEH         | 01/03/2024  | 02      | 5.00       | 1000.00  | 680,000,000.00  | 18.247932  | 800,005,937.60 | 9.000       | 800,005,937.60   | 22/05/2026 | 5406       |
| 260522102000181000 | M SFP | MH10041    | DFP000254108 | SEH         | 01/03/2024  | 02      | 5.00       | 1000.00  | 680,000,000.00  | 18.247932  | 800,005,937.60 | 9.000       | 800,005,937.60   | 22/05/2026 | 5406       |
| 260522102000181000 | M SFP | MH10041    | DFP000254108 | SEH         | 01/03/2024  | 02      | 5.00       | 1000.00  | 680,000,000.00  | 18.247932  | 800,005,937.60 | 9.000       | 800,005,937.60   | 22/05/2026 | 5406       |
| 260522102000181000 | M SFP | MH10041    | DFP000254108 | SEH         | 01/03/2024  | 02      | 5.00       | 1000.00  | 680,000,000.00  | 18.247932  | 800,005,937.60 | 9.000       | 800,005,937.60   | 22/05/2026 | 5406       |
| 260522102000181000 | M SFP | MH10041    | DFP000254108 | SEH         | 01/03/2024  | 02      | 5.00       | 1000.00  | 680,000,000.00  | 18.247932  | 800,005,937.60 | 9.000       | 800,005,937.60   | 22/05/2026 | 5406       |
| 260522102000181000 | M SFP | MH10041    | DFP000254108 | SEH         | 01/03/2024  | 02      | 5.00       | 1000.00  | 680,000,000.00  | 18.247932  | 800,005,937.60 | 9.000       | 800,005,937.60   | 22/05/2026 | 5406       |
| 260522102000181000 | M SFP | MH10041    | DFP000254108 | SEH         | 01/03/2024  | 02      | 5.00       | 1000.00  | 680,000,000.00  | 18.247932  | 800,005,937.60 | 9.000       | 800,005,937.60   | 22/05/2026 | 5406       |
| 260522102000181000 | M SFP | MH10041    | DFP000254108 | SEH         | 01/03/2024  | 02      | 5.00       | 1000.00  | 680,000,000.00  | 18.247932  | 800,005,937.60 | 9.000       | 800,005,937.60   | 22/05/2026 | 5406       |
| 260522102000181000 | M SFP | MH10041    | DFP000254108 | SEH         | 01/03/2024  | 02      | 5.00       | 1000.00  | 680,000,000.00  | 18.247932  | 800,005,937.60 | 9.000       | 800,005,937.60   | 22/05/2026 | 5406       |
| 260522102000181000 | M SFP | MH10041    | DFP000254108 | SEH         | 01/03/2024  | 02      | 5.00       | 1000.00  | 680,000,000.00  | 18.247932  | 800,005,937.60 | 9.000       | 800,005,937.60   | 22/05/2026 | 5406       |
| 260522102000181000 | M SFP | MH10041    | DFP000254108 | SEH         | 01/03/2024  | 02      | 5.00       | 1000.00  | 680,000,000.00  | 18.247932  | 800,005,937.60 | 9.000       | 800,005,937.60   | 22/05/2026 | 5406       |
| 260522102000181000 | M SFP | MH10041    | DFP000254108 | SEH         | 01/03/2024  | 02      | 5.00       | 1000.00  | 680,000,000.00  | 18.247932  | 800,005,937.60 | 9.000       | 800,005,937.60   | 22/05/2026 | 5406       |
| 260522102000181000 | M SFP | MH10041    | DFP000254108 | SEH         | 01/03/2024  | 02      | 5.00       | 1000.00  | 680,000,000.00  | 18.247932  | 800,005,937.60 | 9.000       | 800,005,937.60   | 22/05/2026 | 5406       |
| 260522102000181000 | M SFP | MH10041    | DFP000254108 | SEH         | 01/03/2024  | 02      | 5.00       | 1000.00  | 680,000,000.00  | 18.247932  | 800,005,937.60 | 9.000       | 800,005,937.60   | 22/05/2026 | 5406       |
| 260522102000181000 | M SFP | MH10041    | DFP000254108 | SEH         | 01/03/2024  | 02      | 5.00       | 1000.00  | 680,000,000.00  | 18.247932  | 800,005,937.60 | 9.000       | 800,005,937.60   | 22/05/2026 | 5406       |
| 260522102000181000 | M SFP | MH10041    | DFP000254108 | SEH         | 01/03/2024  | 02      | 5.00       | 1000.00  | 680,000,000.00  | 18.247932  | 800,005,937.60 | 9.000       | 800,005,937.60   | 22/05/2026 | 5406       |
| 260522102000181000 | M SFP | MH10041    | DFP000254108 | SEH         | 01/03/2024  | 02      | 5.00       | 1000.00  | 680,000,000.00  | 18.247932  | 800,005,937.60 | 9.000       | 800,005,937.60   | 22/05/2026 | 5406       |
| 260522102000181    |       |            |              |             |             |         |            |          |                 |            |                |             |                  |            |            |

OFERTA BONOS DEUDA INTERNA DEL ESTADO DOMINICANO

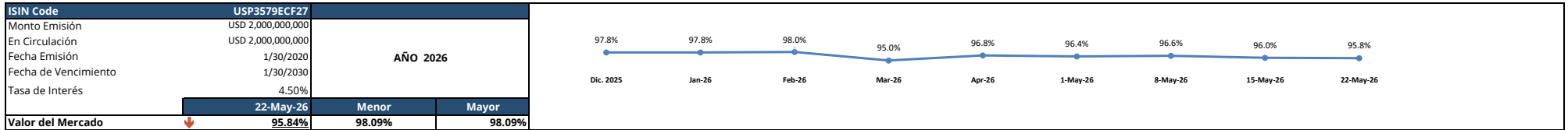
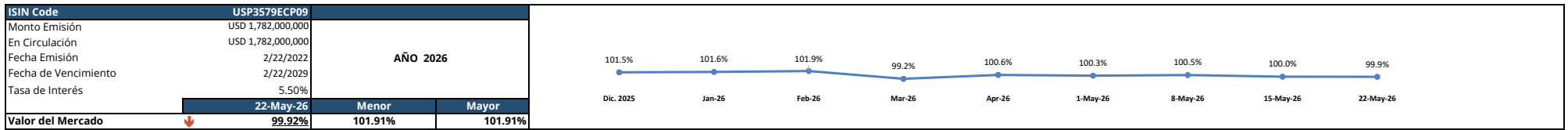
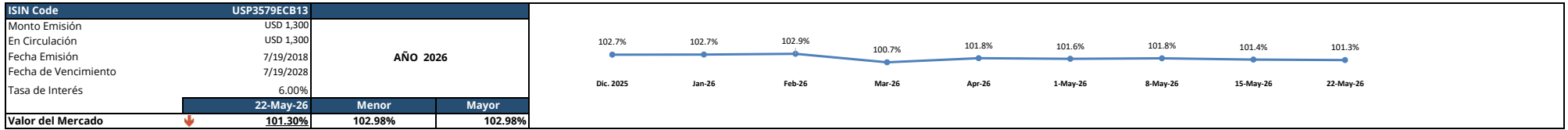
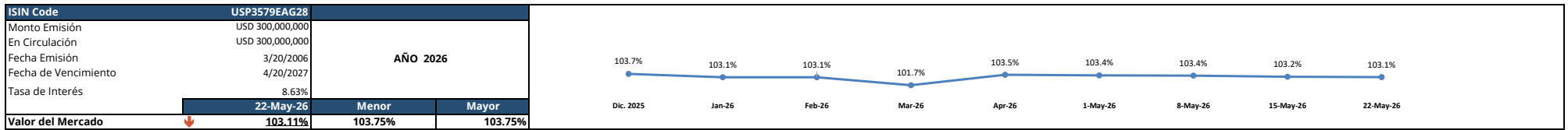
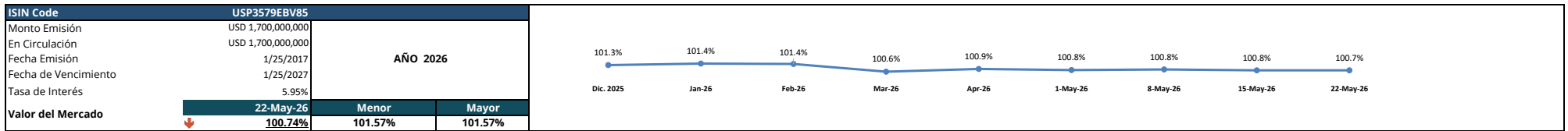
| Referencia Bono               | Fecha de Emisión | Fecha de Vencimiento | Cupón      | Moneda | Monto Autorizado | Monto Colocado | Reembolsado | Monto en Circulación |
|-------------------------------|------------------|----------------------|------------|--------|------------------|----------------|-------------|----------------------|
|                               |                  |                      |            |        | 30-abr-2026      |                |             |                      |
| TOTAL EN RD\$                 |                  |                      |            |        | 506,497.70       | 153,970.22     | 63,466.24   | 90,503.98            |
| Total USD                     |                  |                      |            |        | 8,500.28         | 2,584.00       | 1,065.12    | 1,518.88             |
| 2012-14-0003 (Ley No. 175-12) | 31-jul.-2012     | 31-jul.-2023         | Fija 7%    | USD    | 500.00           | 500.00         | 500.00      | -                    |
| MH-USD2027 (Ley 687-16)       | 15-dic.-2016     | 5-mar.-2027          | Fija 6%    | USD    | 100.00           | 95.00          | -           | 95.00                |
| MH-USD2026 (Ley No. 493-19)   | 27-dic.-2019     | 27-dic.-2026         | Fija 6.65% | USD    | 600.00           | 600.00         | 565.12      | 34.88                |
| MH-USD2029 (Ley No. 512-19)   | 26-jun.-2020     | 26-jun.-2029         | Fija 6.95% | USD    | 489.00           | 489.00         | -           | 489.00               |
| MH-USD2040 (Ley No. 512-19)*  | 24-jul.-2020     | 24-jul.-2040         | Fija 6.75% | USD    | 6,811.28         | 900.00         | -           | 900.00               |

\*Monto autorizado se convierte con el tipo de cambio de la ley general de presupuesto del Estado (Ley No.506-19) y su modificación a la ley de valores de deuda pública (Ley No. 68-20).

Fuente: Dirección General de Crédito Público.

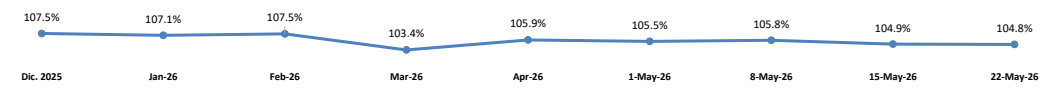
Bonos Internos Plan de Recapitalización del Banco Central (Ley No. 167-07)  
 Bonos Internos Subastas Ministerio de Hacienda durante 2010 (Ley No. 366-09)  
 Bonos Internos Subastas Ministerio de Hacienda durante 2012 (Ley No. 361-11)  
 Bonos Internos Subastas Ministerio de Hacienda durante 2013 (Ley No. 58-13)  
 Bonos Internos Subastas Ministerio de Hacienda durante 2014 (Ley No. 152-14)  
 Bonos Internos Subastas Ministerio de Hacienda durante 2015 (Ley No. 548-14)  
 Bonos Internos Subastas Ministerio de Hacienda durante 2016 (Ley No. 331-15)  
 Bonos Internos Subastas Ministerio de Hacienda durante 2017 (Ley No. 693-16)  
 Bonos Internos Subastas Ministerio de Hacienda durante 2018 (Ley No. 248-17)  
 Bonos Internos Subastas Ministerio de Hacienda durante 2019 (Ley No. 64-18)  
 Bonos Internos Subastas Ministerio de Hacienda durante 2020 (Ley No. 512-19)  
 Bonos Internos Subastas Ministerio de Hacienda durante 2021 (Ley No. 243-20)  
 Bonos Internos Subastas Ministerio de Hacienda durante 2022 (Ley No. 348-21)  
 Bonos Internos Subastas Ministerio de Hacienda durante 2023 (Ley No. 01-23)

Relación de Bonos Externos Emitidos / Canjeados por el Sector Público en Circulación.



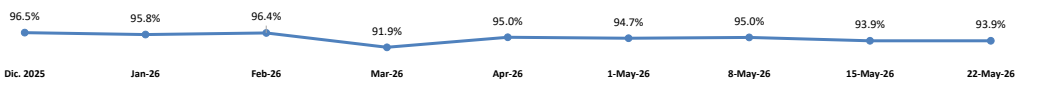
|                      |                   |                     |              |              |
|----------------------|-------------------|---------------------|--------------|--------------|
| <b>ISIN Code</b>     |                   | <b>USP3579ECR64</b> |              |              |
| Monto Emisión        | USD 1,200,000,000 | <b>AÑO 2026</b>     |              |              |
| En Circulación       | USD 1,200,000,000 |                     |              |              |
| Fecha Emisión        | 2/3/2023          |                     |              |              |
| Fecha de Vencimiento | 2/3/2031          |                     |              |              |
| Tasa de Interés      | 7.05%             |                     |              |              |
|                      |                   | <b>22-May-26</b>    | <b>Menor</b> | <b>Mayor</b> |

|                          |   |                |                |                |
|--------------------------|---|----------------|----------------|----------------|
| <b>Valor del Mercado</b> | ↓ | <b>104.77%</b> | <b>107.66%</b> | <b>107.66%</b> |
|--------------------------|---|----------------|----------------|----------------|



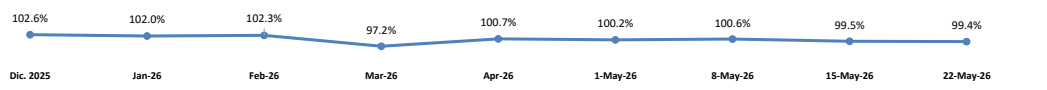
|                      |                   |                     |              |              |
|----------------------|-------------------|---------------------|--------------|--------------|
| <b>ISIN Code</b>     |                   | <b>USP3579ECH82</b> |              |              |
| Monto Emisión        | USD 3,066,000,000 | <b>AÑO 2026</b>     |              |              |
| En Circulación       | USD 3,066,000,000 |                     |              |              |
| Fecha Emisión        | 9/23/2020         |                     |              |              |
| Fecha de Vencimiento | 9/23/2032         |                     |              |              |
| Tasa de Interés      | 4.88%             |                     |              |              |
|                      |                   | <b>22-May-26</b>    | <b>Menor</b> | <b>Mayor</b> |

|                          |   |               |               |               |
|--------------------------|---|---------------|---------------|---------------|
| <b>Valor del Mercado</b> | ↑ | <b>93.95%</b> | <b>96.55%</b> | <b>96.55%</b> |
|--------------------------|---|---------------|---------------|---------------|



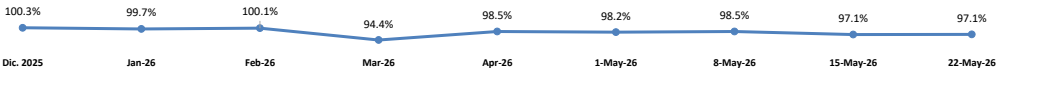
|                      |                   |                     |              |              |
|----------------------|-------------------|---------------------|--------------|--------------|
| <b>ISIN Code</b>     |                   | <b>USP3579ECN50</b> |              |              |
| Monto Emisión        | USD 1,782,000,000 | <b>AÑO 2026</b>     |              |              |
| En Circulación       | USD 1,782,000,000 |                     |              |              |
| Fecha Emisión        | 2/22/2022         |                     |              |              |
| Fecha de Vencimiento | 2/22/2033         |                     |              |              |
| Tasa de Interés      | 6.00%             |                     |              |              |
|                      |                   | <b>22-May-26</b>    | <b>Menor</b> | <b>Mayor</b> |

|                          |   |               |                |                |
|--------------------------|---|---------------|----------------|----------------|
| <b>Valor del Mercado</b> | ↓ | <b>99.40%</b> | <b>102.72%</b> | <b>102.72%</b> |
|--------------------------|---|---------------|----------------|----------------|



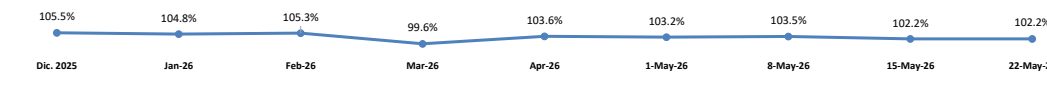
|                      |                   |                     |              |              |
|----------------------|-------------------|---------------------|--------------|--------------|
| <b>ISIN Code</b>     |                   | <b>USP3579ECZ80</b> |              |              |
| Monto Emisión        | USD 1,600,000,000 | <b>AÑO 2026</b>     |              |              |
| En Circulación       | USD 1,600,000,000 |                     |              |              |
| Fecha Emisión        | 10/28/2025        |                     |              |              |
| Fecha de Vencimiento | 10/28/2035        |                     |              |              |
| Tasa de Interés      | 5.88%             |                     |              |              |
|                      |                   | <b>22-May-26</b>    | <b>Menor</b> | <b>Mayor</b> |

|                          |   |               |                |                |
|--------------------------|---|---------------|----------------|----------------|
| <b>Valor del Mercado</b> | ↑ | <b>97.10%</b> | <b>100.46%</b> | <b>100.46%</b> |
|--------------------------|---|---------------|----------------|----------------|



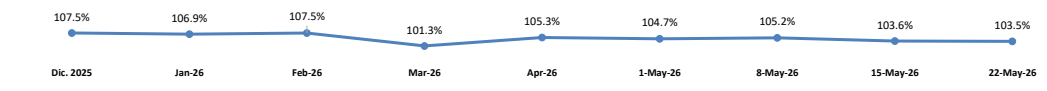
|                      |                 |                     |              |              |
|----------------------|-----------------|---------------------|--------------|--------------|
| <b>ISIN Code</b>     |                 | <b>USP3579ECU93</b> |              |              |
| Monto Emisión        | USD 750,000,000 | <b>AÑO 2026</b>     |              |              |
| En Circulación       | USD 750,000,000 |                     |              |              |
| Fecha Emisión        | 7/1/2024        |                     |              |              |
| Fecha de Vencimiento | 6/1/2036        |                     |              |              |
| Tasa de Interés      | 6.60%           |                     |              |              |
|                      |                 | <b>22-May-26</b>    | <b>Menor</b> | <b>Mayor</b> |

|                          |   |                |                |                |
|--------------------------|---|----------------|----------------|----------------|
| <b>Valor del Mercado</b> | ↑ | <b>102.22%</b> | <b>105.61%</b> | <b>105.61%</b> |
|--------------------------|---|----------------|----------------|----------------|



|                      |                   |                     |              |              |
|----------------------|-------------------|---------------------|--------------|--------------|
| <b>ISIN Code</b>     |                   | <b>USP3579ECW59</b> |              |              |
| Monto Emisión        | USD 2,000,000,000 | <b>AÑO 2026</b>     |              |              |
| En Circulación       | USD 2,000,000,000 |                     |              |              |
| Fecha Emisión        | 2/24/2025         |                     |              |              |
| Fecha de Vencimiento | 3/15/2037         |                     |              |              |
| Tasa de Interés      | 6.95%             |                     |              |              |
|                      |                   | <b>22-May-26</b>    | <b>Menor</b> | <b>Mayor</b> |

|                          |   |                |                |                |
|--------------------------|---|----------------|----------------|----------------|
| <b>Valor del Mercado</b> | ↓ | <b>103.49%</b> | <b>107.68%</b> | <b>107.68%</b> |
|--------------------------|---|----------------|----------------|----------------|



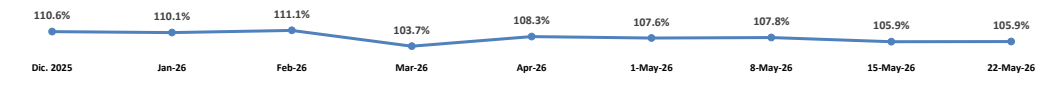
|                      |                   |                     |              |              |
|----------------------|-------------------|---------------------|--------------|--------------|
| <b>ISIN Code</b>     |                   | <b>USP3579ECJ49</b> |              |              |
| Monto Emisión        | USD 1,500,000,000 | <b>AÑO 2026</b>     |              |              |
| En Circulación       | USD 1,500,000,000 |                     |              |              |
| Fecha Emisión        | 1/21/2021         |                     |              |              |
| Fecha de Vencimiento | 1/21/2041         |                     |              |              |
| Tasa de Interés      | 5.30%             |                     |              |              |
|                      |                   | <b>22-May-26</b>    | <b>Menor</b> | <b>Mayor</b> |

|                          |   |               |               |               |
|--------------------------|---|---------------|---------------|---------------|
| <b>Valor del Mercado</b> | ↑ | <b>87.58%</b> | <b>91.61%</b> | <b>91.61%</b> |
|--------------------------|---|---------------|---------------|---------------|

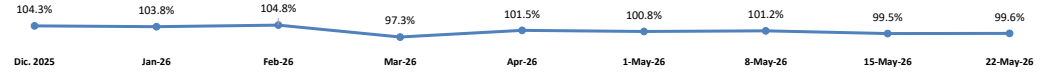


|                      |                   |                     |              |              |
|----------------------|-------------------|---------------------|--------------|--------------|
| <b>ISIN Code</b>     |                   | <b>USP3579EAY34</b> |              |              |
| Monto Emisión        | USD 1,500,000,000 | <b>AÑO 2026</b>     |              |              |
| En Circulación       | USD 1,500,000,000 |                     |              |              |
| Fecha Emisión        | 4/30/2014         |                     |              |              |
| Fecha de Vencimiento | 4/30/2044         |                     |              |              |
| Tasa de Interés      | 7.45%             |                     |              |              |
|                      |                   | <b>22-May-26</b>    | <b>Menor</b> | <b>Mayor</b> |

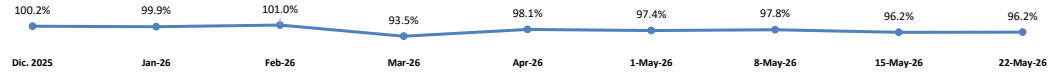
|                          |   |                |                |                |
|--------------------------|---|----------------|----------------|----------------|
| <b>Valor del Mercado</b> | ↑ | <b>105.88%</b> | <b>111.12%</b> | <b>111.12%</b> |
|--------------------------|---|----------------|----------------|----------------|



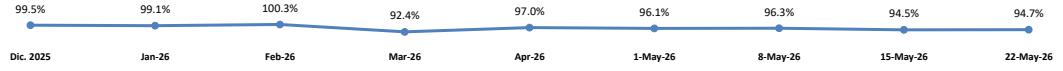
|                          |                   |                     |              |              |
|--------------------------|-------------------|---------------------|--------------|--------------|
| <b>ISIN Code</b>         |                   | <b>USP3579EBE60</b> |              |              |
| Monto Emisión            | USD 2,000,000,000 | <b>AÑO 2026</b>     |              |              |
| En Circulación           | USD 2,000,000,000 |                     |              |              |
| Fecha Emisión            | 1/27/2015         |                     |              |              |
| Fecha de Vencimiento     | 1/27/2045         |                     |              |              |
| Tasa de Interés          | 6.85%             |                     |              |              |
| <b>Valor del Mercado</b> |                   | <b>22-May-26</b>    | <b>Menor</b> | <b>Mayor</b> |
|                          |                   | 99.61%              | 104.80%      | 104.80%      |



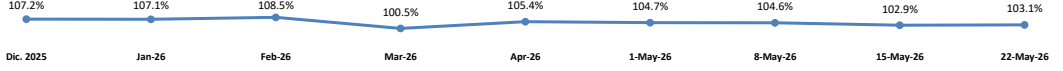
|                          |                   |                     |              |              |
|--------------------------|-------------------|---------------------|--------------|--------------|
| <b>ISIN Code</b>         |                   | <b>USP3579EBY25</b> |              |              |
| Monto Emisión            | USD 1,000,000,000 | <b>AÑO 2026</b>     |              |              |
| En Circulación           | USD 1,000,000,000 |                     |              |              |
| Fecha Emisión            | 2/15/2018         |                     |              |              |
| Fecha de Vencimiento     | 2/15/2048         |                     |              |              |
| Tasa de Interés          | 6.50%             |                     |              |              |
| <b>Valor del Mercado</b> |                   | <b>22-May-26</b>    | <b>Menor</b> | <b>Mayor</b> |
|                          |                   | 96.23%              | 101.04%      | 101.04%      |



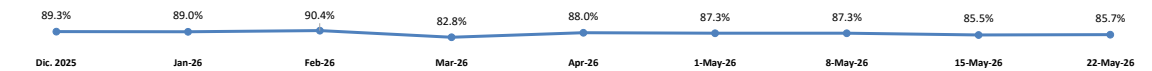
|                          |                   |                     |              |              |
|--------------------------|-------------------|---------------------|--------------|--------------|
| <b>ISIN Code</b>         |                   | <b>USP3579ECE51</b> |              |              |
| Monto Emisión            | USD 1,500,000,000 | <b>AÑO 2026</b>     |              |              |
| En Circulación           | USD 1,500,000,000 |                     |              |              |
| Fecha Emisión            | 6/5/2019          |                     |              |              |
| Fecha de Vencimiento     | 6/5/2049          |                     |              |              |
| Tasa de Interés          | 6.40%             |                     |              |              |
| <b>Valor del Mercado</b> |                   | <b>22-May-26</b>    | <b>Menor</b> | <b>Mayor</b> |
|                          |                   | 94.68%              | 100.33%      | 100.33%      |



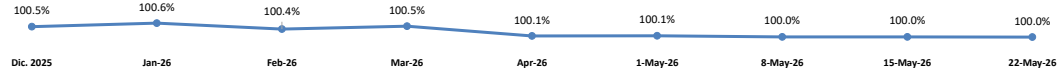
|                          |                   |                     |              |              |
|--------------------------|-------------------|---------------------|--------------|--------------|
| <b>ISIN Code</b>         |                   | <b>USP3579ECX33</b> |              |              |
| Monto Emisión            | USD 1,000,000,000 | <b>AÑO 2026</b>     |              |              |
| En Circulación           | USD 1,000,000,000 |                     |              |              |
| Fecha Emisión            | 2/24/2025         |                     |              |              |
| Fecha de Vencimiento     | 2/24/2055         |                     |              |              |
| Tasa de Interés          | 7.15%             |                     |              |              |
| <b>Valor del Mercado</b> |                   | <b>22-May-26</b>    | <b>Menor</b> | <b>Mayor</b> |
|                          |                   | 103.06%             | 108.51%      | 108.51%      |



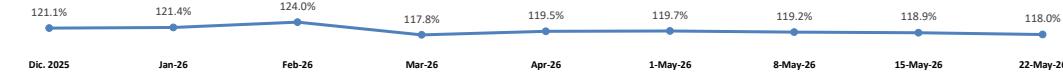
|                          |                   |                     |              |              |
|--------------------------|-------------------|---------------------|--------------|--------------|
| <b>ISIN Code</b>         |                   | <b>USP3579ECG00</b> |              |              |
| Monto Emisión            | USD 3,200,000,000 | <b>AÑO 2026</b>     |              |              |
| En Circulación           | USD 3,200,000,000 |                     |              |              |
| Fecha Emisión            | 1/30/2020         |                     |              |              |
| Fecha de Vencimiento     | 1/30/2060         |                     |              |              |
| Tasa de Interés          | 5.88%             |                     |              |              |
| <b>Valor del Mercado</b> |                   | <b>22-May-26</b>    | <b>Menor</b> | <b>Mayor</b> |
|                          |                   | 85.72%              | 90.38%       | 90.38%       |



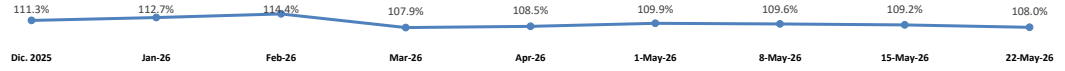
|                          |                    |                     |              |              |
|--------------------------|--------------------|---------------------|--------------|--------------|
| <b>ISIN Code</b>         |                    | <b>USP3579ECD78</b> |              |              |
| Monto Emisión            | DOP 68,023,000,000 | <b>AÑO 2026</b>     |              |              |
| En Circulación           | DOP 8,443,200,000  |                     |              |              |
| Fecha Emisión            | 6/5/2019           |                     |              |              |
| Fecha de Vencimiento     | 6/5/2026           |                     |              |              |
| Tasa de Interés          | 9.75%              |                     |              |              |
| <b>Valor del Mercado</b> |                    | <b>22-May-26</b>    | <b>Menor</b> | <b>Mayor</b> |
|                          |                    | 100.02%             | 101.00%      | 101.00%      |



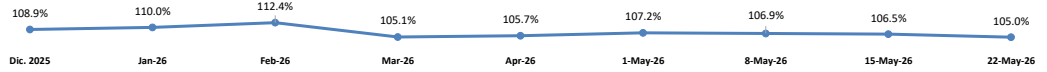
|                          |                    |                     |              |              |
|--------------------------|--------------------|---------------------|--------------|--------------|
| <b>ISIN Code</b>         |                    | <b>USP3579ECQ81</b> |              |              |
| Monto Emisión            | DOP 62,282,850,000 | <b>AÑO 2026</b>     |              |              |
| En Circulación           | DOP 62,282,850,000 |                     |              |              |
| Fecha Emisión            | 2/3/2023           |                     |              |              |
| Fecha de Vencimiento     | 2/3/2033           |                     |              |              |
| Tasa de Interés          | 13.63%             |                     |              |              |
| <b>Valor del Mercado</b> |                    | <b>22-May-26</b>    | <b>Menor</b> | <b>Mayor</b> |
|                          |                    | 118.00%             | 123.96%      | 123.96%      |



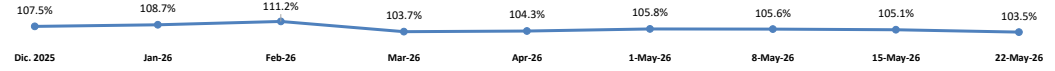
|                          |                    |                     |              |              |
|--------------------------|--------------------|---------------------|--------------|--------------|
| <b>ISIN Code</b>         |                    | <b>USP3579EC548</b> |              |              |
| Monto Emisión            | DOP 71,000,000,000 | <b>AÑO 2026</b>     |              |              |
| En Circulación           | DOP 71,000,000,000 |                     |              |              |
| Fecha Emisión            | 9/15/2023          |                     |              |              |
| Fecha de Vencimiento     | 9/15/2035          |                     |              |              |
| Tasa de Interés          | 11.25%             |                     |              |              |
| <b>Valor del Mercado</b> |                    | <b>22-May-26</b>    | <b>Menor</b> | <b>Mayor</b> |
|                          |                    | 108.02%             | 115.01%      | 115.01%      |



|                          |                     |                 |                |
|--------------------------|---------------------|-----------------|----------------|
| <b>ISIN Code</b>         | <b>USP3579ECV76</b> |                 |                |
| Monto Emisión            | DOP 105,000,000,000 | <b>AÑO 2026</b> |                |
| En Circulación           | DOP 105,000,000,000 |                 |                |
| Fecha Emisión            | 7/1/2024            |                 |                |
| Fecha de Vencimiento     | 6/1/2036            |                 |                |
| Tasa de Interés          | 10.75%              |                 |                |
|                          | <b>22-May-26</b>    | <b>Menor</b>    | <b>Mayor</b>   |
| <b>Valor del Mercado</b> | <b>105.01%</b>      | <b>112.58%</b>  | <b>112.58%</b> |



|                          |                     |                 |                |
|--------------------------|---------------------|-----------------|----------------|
| <b>ISIN Code</b>         | <b>USP3579ECY16</b> |                 |                |
| Monto Emisión            | DOP 125,000,000,000 | <b>AÑO 2026</b> |                |
| En Circulación           | DOP 125,000,000,000 |                 |                |
| Fecha Emisión            | 2/24/2025           |                 |                |
| Fecha de Vencimiento     | 3/15/2037           |                 |                |
| Tasa de Interés          | 10.50%              |                 |                |
|                          | <b>22-May-26</b>    | <b>Menor</b>    | <b>Mayor</b>   |
| <b>Valor del Mercado</b> | <b>103.46%</b>      | <b>111.18%</b>  | <b>111.18%</b> |



**FUENTES:** [Bloomberg Professional Service](#), <http://bancentral.gov.do/>, <https://www.creditopublico.gob.do/emisiones/inter>, <https://boletines.bvrd.com.do/>

Nota: Todas las variaciones son semanales.